


Project	Demo 02 Conveyor High Lift	Client	ABC Iron
Project No.	P9823	Prepared By	Peter Burrow
Conveyor No.	C223	Design Date	01 Oct 2019



Dynamic Analysis Starting - Loaded

Dynamic Belt Inputs		Dynamic Calculation Inputs	
Belt Modulus	129600 kN/m	Calculation Run Time	30 seconds
Conveyor Belt Spring Constant K	233280000	Start / Stop Ref Time (Tref)	10.0 seconds
Max Conveyor Element length	50 m	Time Step Interval dt	0.1 seconds
Dynamic Friction f adjustment	1	Viscoelastic Delay Time Tau	0.0013641
Total Moving System Mass	345494 kg	Viscoelastic Damping Constant	318212 N/m/s
<input type="checkbox"/> Use Runge-Kutta 4th order ODE solver		Runge-Kutta internal step size	0.001

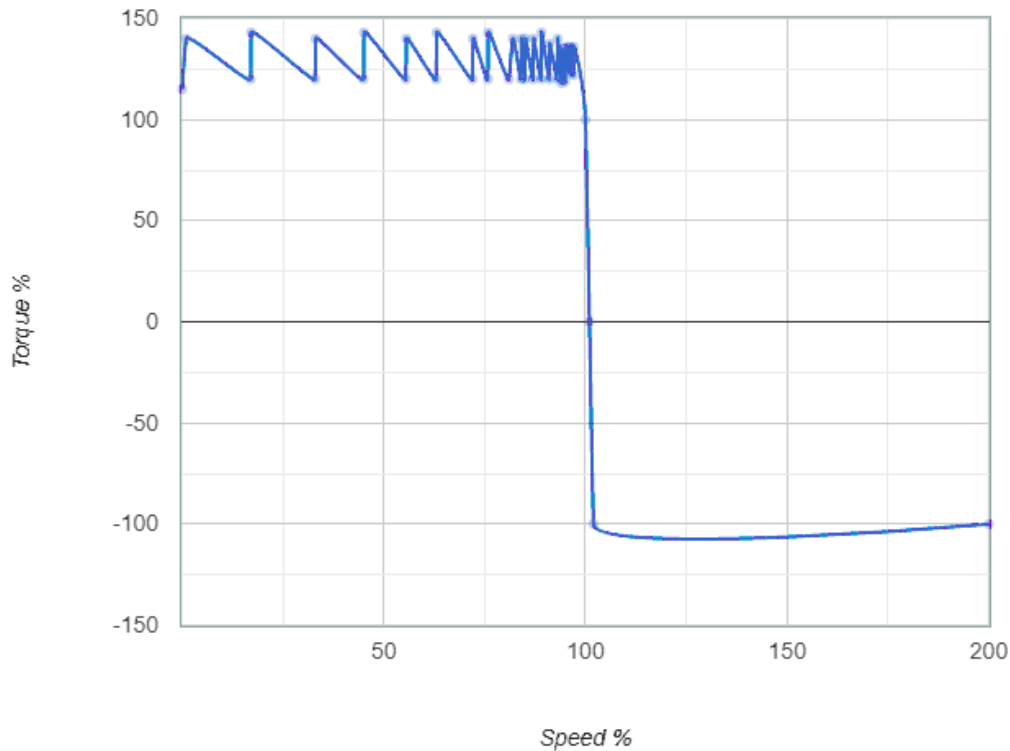
Takeup Mass & Lockup Capstan Winch (Optional)

Takeup Mass Static Calculations	26700 kg	Average Tension Running Full	222.07 kN
Takeup Tension Static Calculations	130.92 kN	Average Tension Belt Stationary	125.02 kN
Capstan/Winch Appl. Time Delay	0.5 seconds	Belt Stretch Tension Available	97.05 kN
Additional Tension to add at takeup for Capstan / Winch Locking			0 kN
<input type="checkbox"/> Lock-up Takeup Weight Rope with winch during Stopping			

Project	Demo 02 Conveyor High Lift	Client	ABC Iron
Project No.	P9823	Prepared By	Peter Burrow
Conveyor No.	C223	Design Date	01 Oct 2019

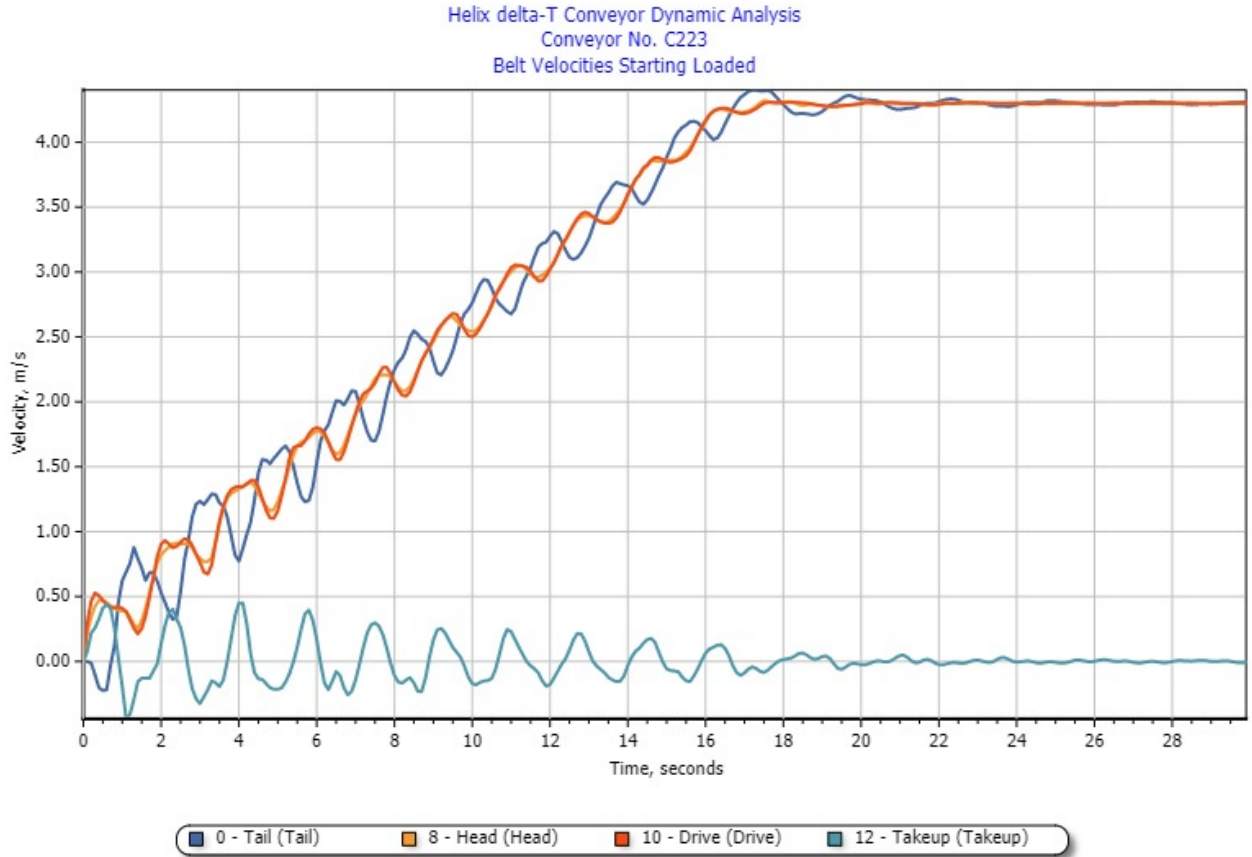
Drive No: 1 Head	Pulley No:9	Drive Inertia	
Starter / Brake Delay Time	0 s	Motor Inertia	74.1 kg-m2
Load Share on Drive Pulley	100 %	High Speed Coupling Inertia	0.514 kg-m2
Number of Motors on Drive Pulley	2	High Speed Brake Disc Inertia	7.32 kg-m2
Motor Power Rating	630 kW	Flywheel Inertia	0 kg-m2
Low Speed Braking Torque	26.5 kN/m	Gearbox Inertia (HSS)	1.8 kg-m2
Starter Category	C202 800kW x 2 WR	Total Drive Inertia	170.428 kg-m2
Starter Description	2x800kW Full Load Blocked chute	Total Drive Equivalent Mass	98069 kg
Starter Type	Torque-Speed	<input checked="" type="checkbox"/> Holdback is installed on Drive	

Starter Curve Category: C202 800kW x 2 WR
2x800kW Full Load Blocked chute Type: Torque-Speed



Project	Demo 02 Conveyor High Lift	Client	ABC Iron
Project No.	P9823	Prepared By	Peter Burrow
Conveyor No.	C223	Design Date	01 Oct 2019

Dynamic Analysis Velocity Graphs

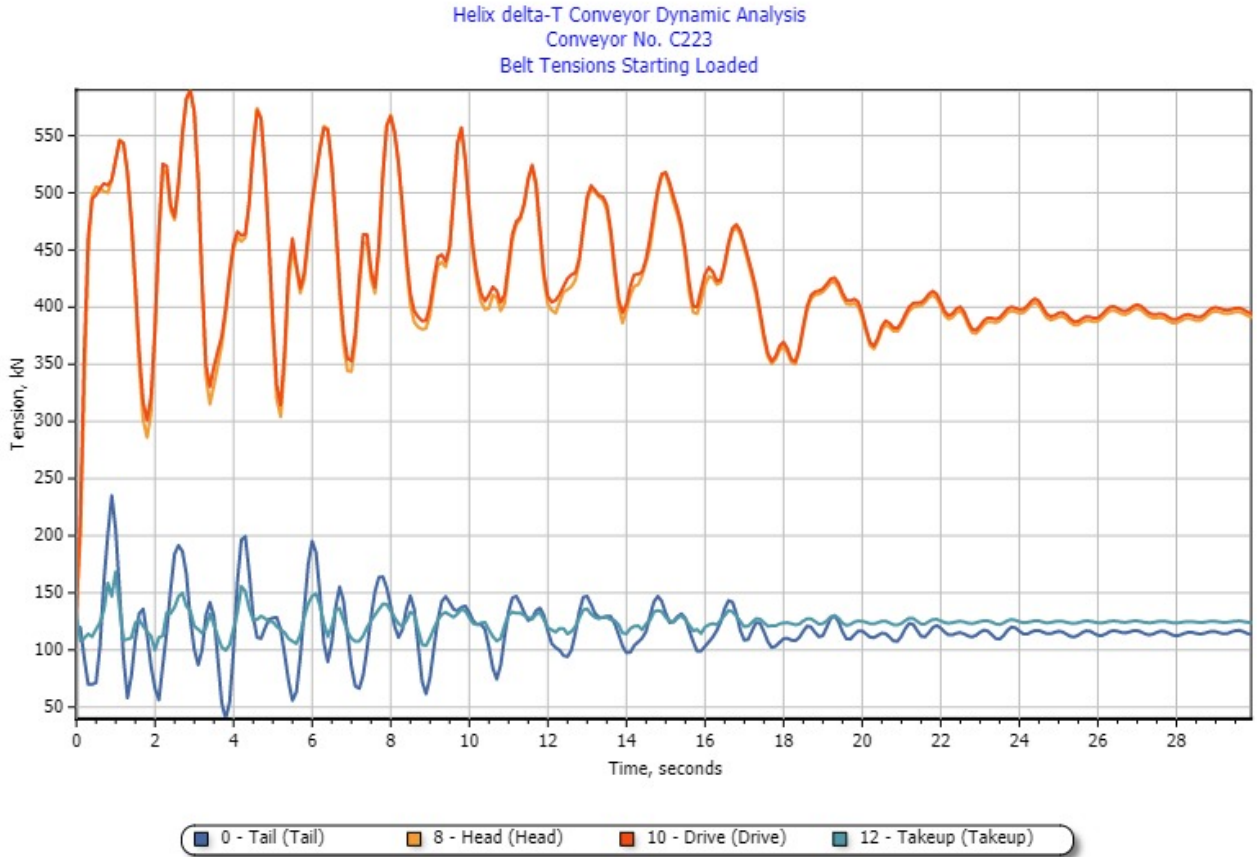


Helix Technologies Pty Ltd

Graph Comments Starting - Loaded

Project	Demo 02 Conveyor High Lift	Client	ABC Iron
Project No.	P9823	Prepared By	Peter Burrow
Conveyor No.	C223	Design Date	01 Oct 2019

Dynamic Analysis Belt Tension Graphs



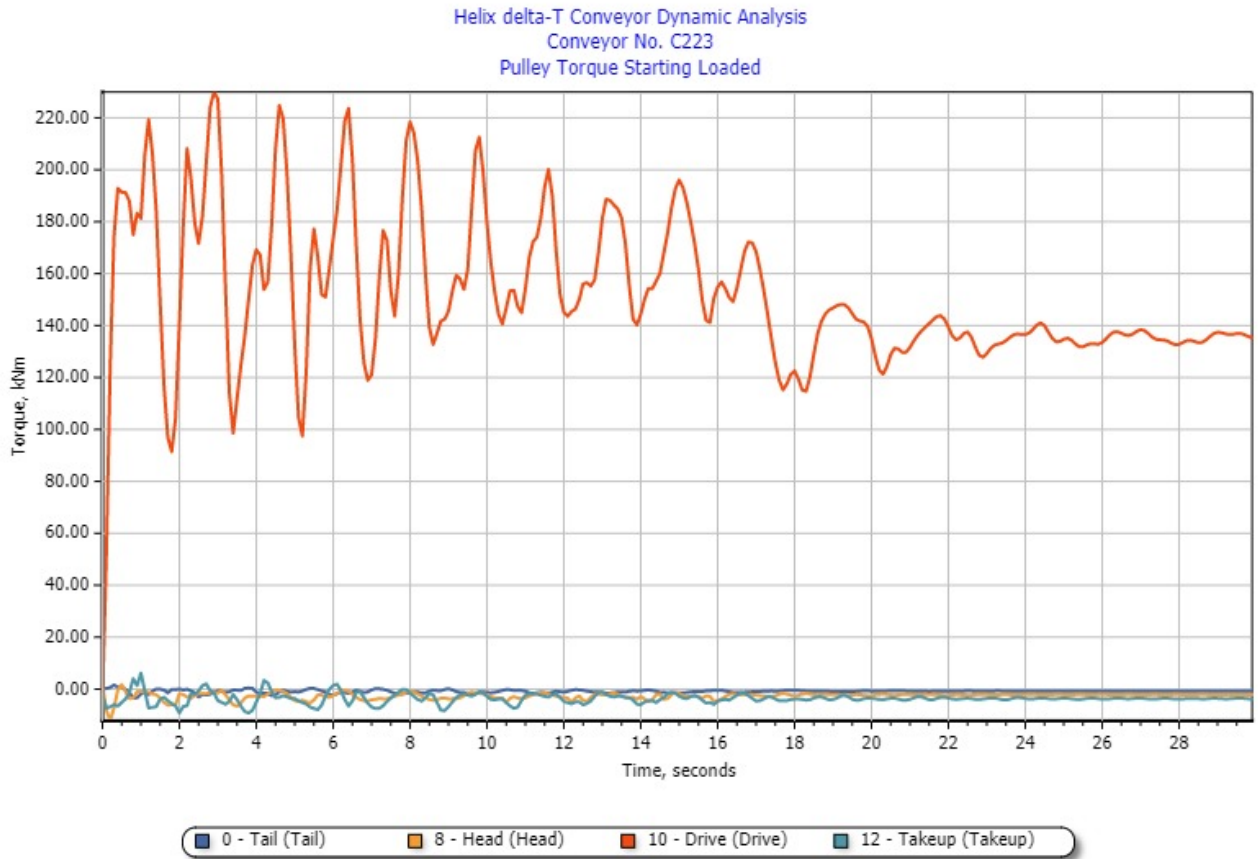
Maximum Tension = 592.16 kN Belt Safety Factor = 5.47

Helix Technologies Pty Ltd

Graph Comments Starting - Loaded

Project	Demo 02 Conveyor High Lift	Client	ABC Iron
Project No.	P9823	Prepared By	Peter Burrow
Conveyor No.	C223	Design Date	01 Oct 2019

Dynamic Analysis Pulley Torque Graphs

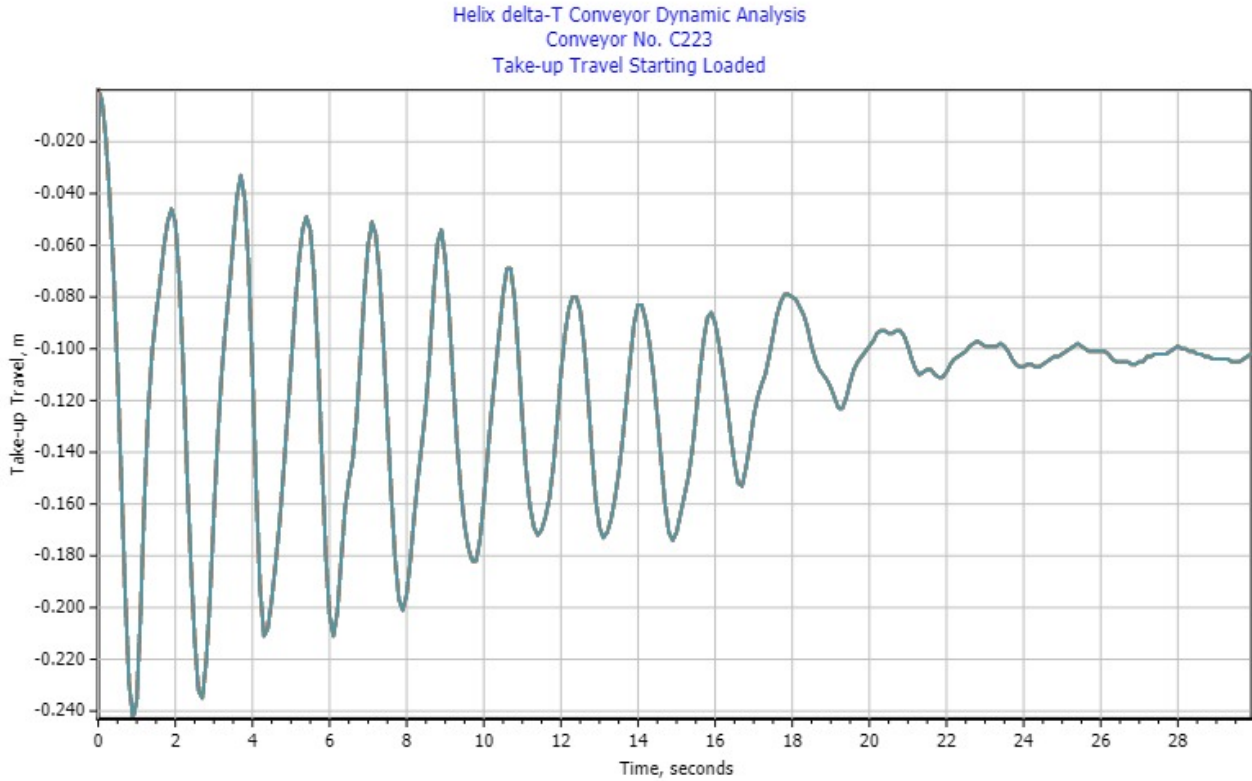


Helix Technologies Pty Ltd

Graph Comments Starting - Loaded

Project	Demo 02 Conveyor High Lift	Client	ABC Iron
Project No.	P9823	Prepared By	Peter Burrow
Conveyor No.	C223	Design Date	01 Oct 2019

Dynamic Analysis Take-up Travel Graph



- 0 - Tail (Tail)
- 8 - Head (Head)
- 10 - Drive (Drive)
- 12 - Takeup (Takeup)

Maximum Take-up Travel Distance = 0.243 m

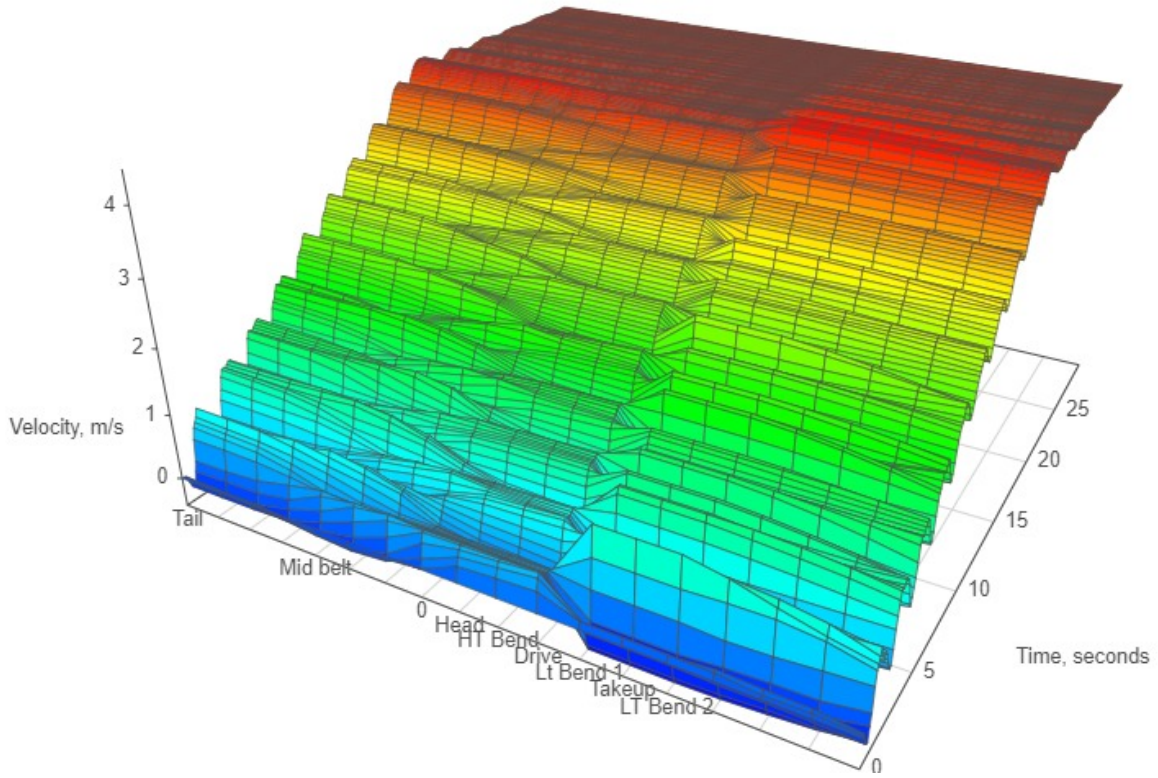
Helix Technologies Pty Ltd

Graph Comments Starting - Loaded

Project	Demo 02 Conveyor High Lift	Client	ABC Iron
Project No.	P9823	Prepared By	Peter Burrow
Conveyor No.	C223	Design Date	01 Oct 2019

Dynamic Analysis Velocity Graphs

Helix delta-T Conveyor Dynamic Analysis Velocity3D
Conveyor No C223
Starting Loaded

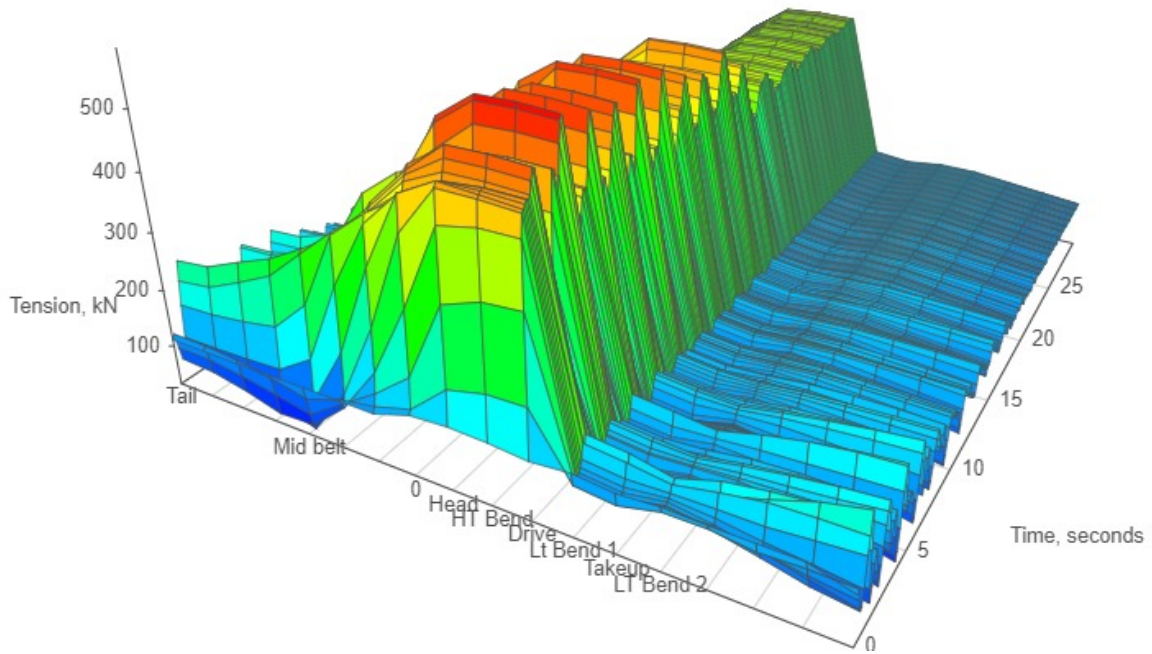


3D Graph Comments Starting - Loaded

Project	Demo 02 Conveyor High Lift	Client	ABC Iron
Project No.	P9823	Prepared By	Peter Burrow
Conveyor No.	C223	Design Date	01 Oct 2019

Dynamic Analysis Belt Tension Graphs

Helix delta-T Conveyor Dynamic Analysis Tension3D
Conveyor No C223
Starting Loaded



3D Graph Comments Starting - Loaded

Project	Demo 02 Conveyor High Lift	Client	ABC Iron
Project No.	P9823	Prepared By	Peter Burrow
Conveyor No.	C223	Design Date	01 Oct 2019

Dynamic Analysis Belt Tensions Starting - Loaded
Maximum and Minimum Dynamic Belt Tension Table

	Max kN	Min kN
0 - Tail (Tail)	235.05	39.78
1 - Hopper ()	242.67	38.84
2 - Hopper ()	268.84	40.21
3 - Int. Pt ()	293.00	36.05
4 - Int. Pt (Mid belt)	327.61	29.77
5 - Sect 5/1 (Mid belt)	403.26	93.07
6 - Sect 5/2 (Mid belt)	451.46	113.16
7 - Int. Pt (0)	544.92	134.12
8 - Head (Head)	589.95	138.52
9 - Bend (HT Bend)	592.16	136.36
10 - Drive (Drive)	589.70	130.79
11 - Bend (Lt Bend 1)	174.67	106.09
12 - Takeup (Takeup)	168.30	99.72
13 - Bend (LT Bend 2)	154.17	120.85
14 - Int. Pt ()	175.57	109.27
15 - Sect 13/1 ()	186.17	87.11
16 - Sect 13/2 ()	199.63	66.41
17 - Int. Pt ()	214.94	48.10